


1



Place the Ice Pack in the freezer the night before you are going to collect the sample.

2

### Register Online

When you are ready to collect your sample, please scan the QR code or go online to <https://app.fetchdx.com> and **register the kit online** in your FetchDx dashboard.

Type in the **7-digit Kit ID Code** which is located on the **Collection Tube** and **outside the FetchDX box**.

3

### Materials Checklist


- Pair of Gloves
- Collection Tube
- Ice Pack (Freeze before shipping)
- Biohazard Bag with Absorbent Pad
- Kit Box reused for return shipping
- Return Shipping Label
- Sticker for sealing Return Mailer

4




Once a stool sample is available put on included gloves.

5



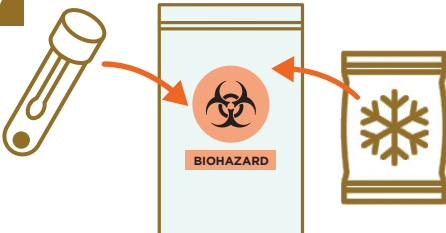
Use the spoon attached to the cap of the collection cup to collect a **big scoop** of fresh stool. **More is better.**

6



Tightly replace the cap on the collection tube.

7



Leave the super absorbent paper inside the bag. Insert the **Tube** and frozen **Ice Pack** into the **Biohazard Bag**. Seal the bag by closing the zip lock seal..

8



Place sealed **Biohazard Bag** back into the **FetchDx shipping box**. Close and seal the lid with the provided sticker and **apply the return mailer label to the bottom of the box**.

9

### Shipping Instructions

[ups.com/dropoff](https://www.ups.com/dropoff)

Go to [ups.com/dropoff](https://www.ups.com/dropoff) to view store and dropbox locations. You can also hand the package to any UPS driver or schedule a pickup at [ups.com/pickup](https://www.ups.com/pickup)


**It's important to ship your sample the same day it is collected.**




Remember to **register online before returning the sample**

Make sure the outer box is sealed and has the **postage-paid, pre-addressed UPS Return Label** attached.

10



**Expect test results 1 business day** after the sample arrives at the lab. You will receive an **email alert** when the results are ready.

- Test results will be available for you to view in your **FetchDx dashboard**.
- If you have any questions, please email us at [contact@qsmdiagnostics.com](mailto:contact@qsmdiagnostics.com)